

Water Agency support to implementation of RBMP measures

Illustration of the Artois-Picardie's river basin

Marcus AGBEKODO and Stephane HAUSSOULIER
(Water Agency Artois-Picardie-FRANCE)



Content of the presentation

- 1. French water sector financing main principles**
- 2. Illustration of Artois-Picardie's River Basin Management Plan**

Seine Normandie:
100 000 km²
17 000 000 inh.

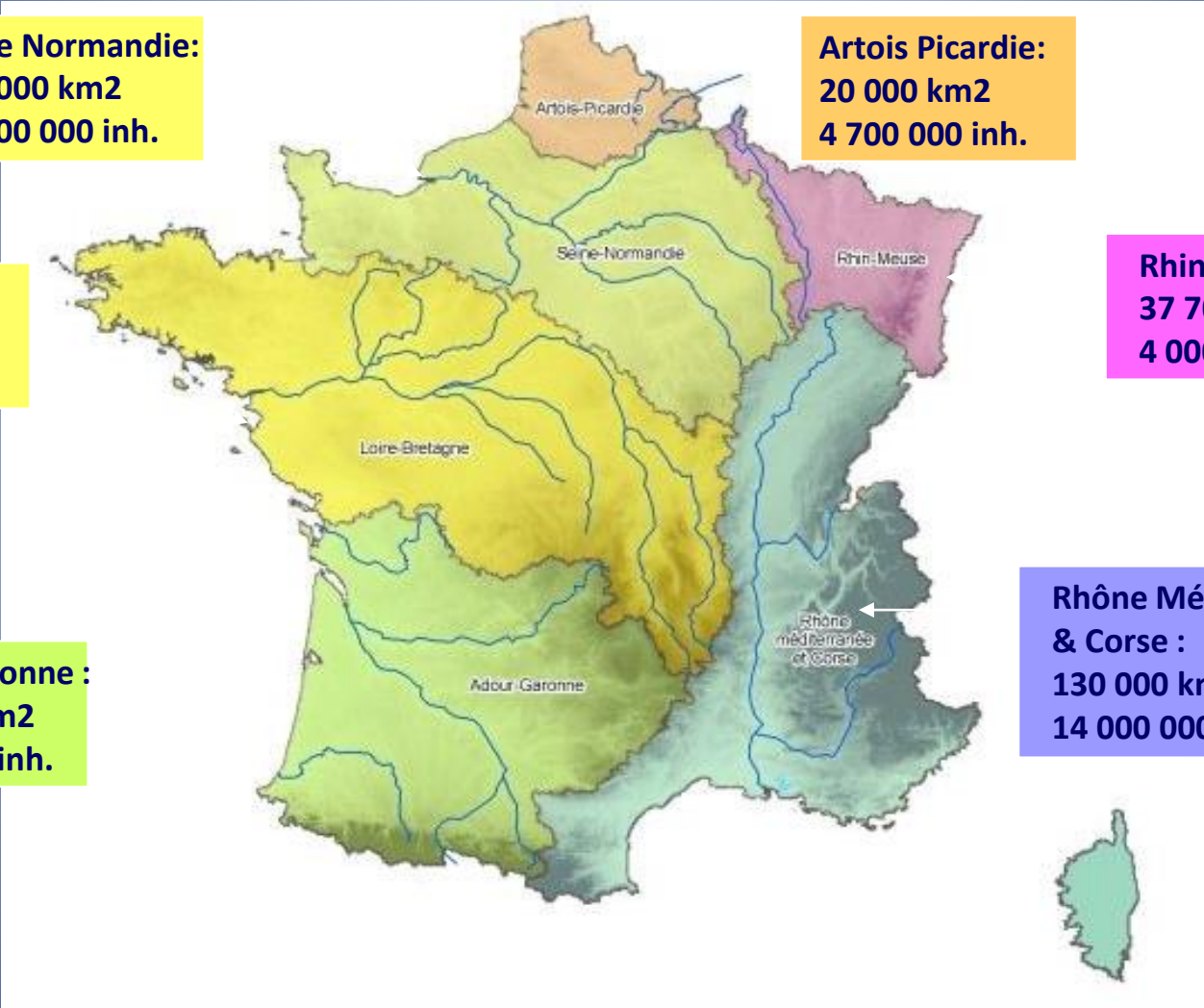
Artois Picardie:
20 000 km²
4 700 000 inh.

Loire Bretagne:
155 000 km²
11 000 000 inh.

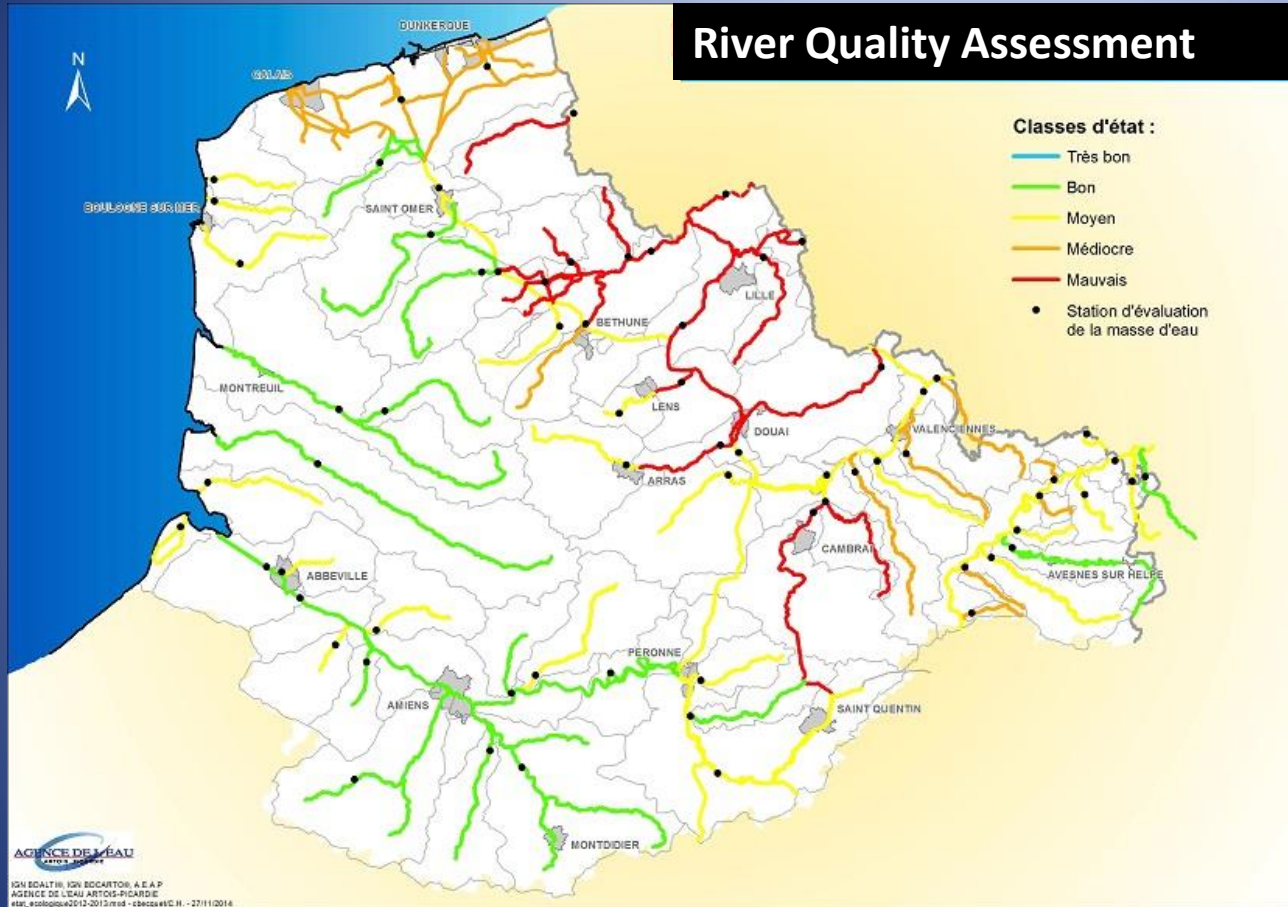
Rhin Meuse :
37 700 km²
4 000 000 inh.

Adour Garonne :
116 000 km²
6 500 000 inh.

**Rhône Méditerranée
& Corse :**
130 000 km²
14 000 000 inh.



ARTOIS-PICARDIE RIVER BASIN



20 000 Km²

4,8 millions inhabitants

12 000 km of water courses

95% of drinkable water produced from aquifers

GDP : 100 billions €

GDP/inh : 22 000 € (25% lower than the mean value for France)

Mean water price (water + sanitation) paid by households : 4,40 € per m³

- Transboundary issues (Scheldt International District)
- high urban and diffuse pollution pressures
- past industrial activities issues

EU Level

EU Commission

- ➔ Set Directives
- ➔ Control Directive implementation

National Level

National Assembly

ONEMA

Ministry in charge of Environment

- ➔ Translate Directives in French Law
- ➔ Endorse programmes of water agencies and fees level
- ➔ Set objectives and guidelines of water policy with coordination with other ministries
- ➔ Ensure reporting of Directives to EU Commission

Basin Committee

- ➔ Build a shared vision of the River Basin and stakeholders dialogue
- ➔ Endorse RBMP, PoM, Programmes and fees

Basin Level

Water Agency

DREAL

Collect fees, finance water assets & measures

Deliver and Control permits water abstraction & discharge

- ➔ Prepare RBMP and PoM
- ➔ Follow up of the PoM and deliver to national level data for EU reporting

One Great Principle

Water pays for water

The 6 french water agencies have been created through the french water law of 1964, revised in 1992 and 2006

The main mission of the water agencies is to implement the water policy, meeting national guidances but designed at basin level, by :

- collecting fees (environmental taxes) from the economic sectors (industry, households, agriculture) who abstract water or discharge polluted waters,**
- giving subsidies or soft loans to municipalities, industrial or agriculture unit who invest for the reduction of pollution (i.e. waste water treatment plant, clean process,....).**

BASIN COMMITTEE



2

Artois-Picardie River Basin : 150 millions € / year

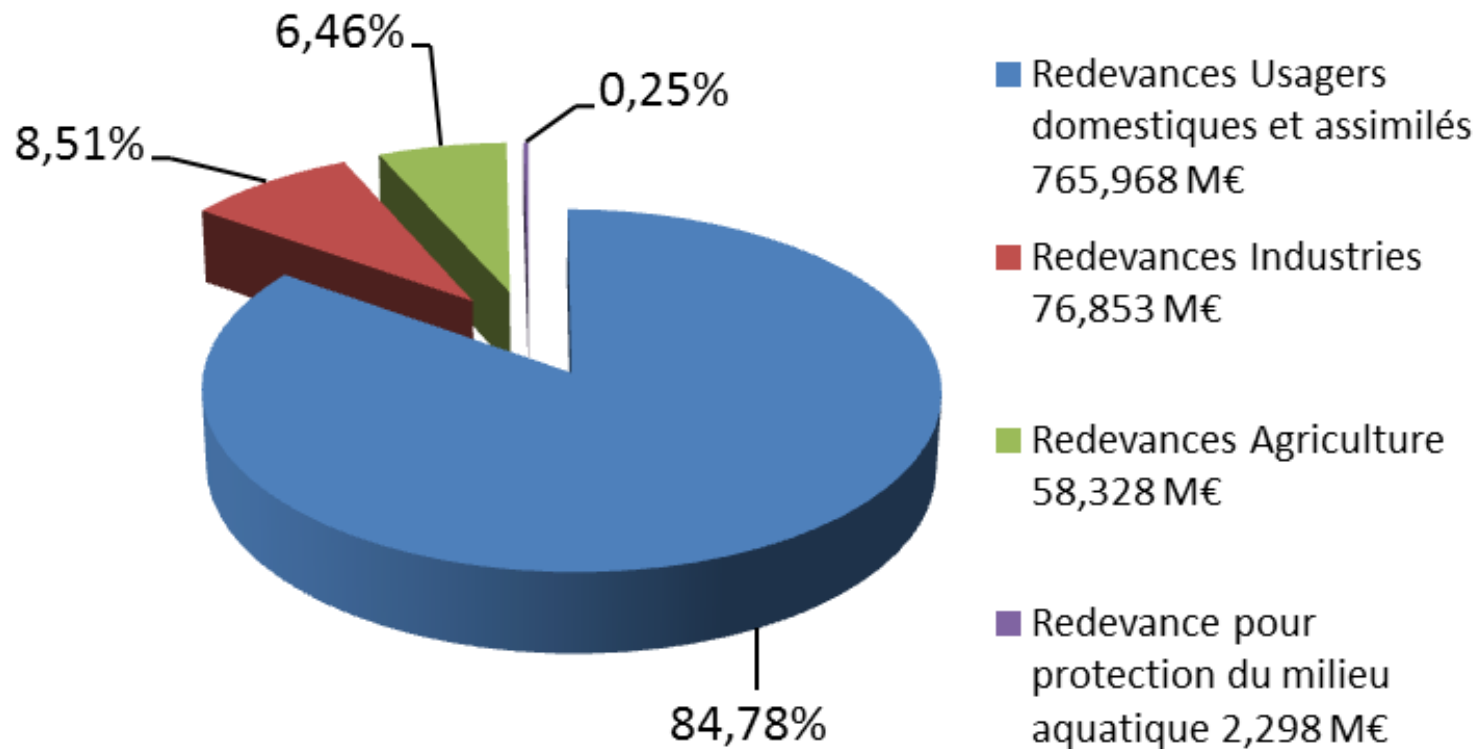
6 french River Basin : 2 Billions € / year

Fees for domestic use accounts for more than 80% of the money collected

- **The municipalities are responsible for the water and sanitation public services.**
- **the municipalities can run the services by themselves or delegate to a private company**
- **They finance the water utilities (with subsidies from the water agency) and the price paid by households (and firms connected to public network) has to cover the costs (investment and operating) according to a specific law (M49). Thus the cost recovery for water and sanitation public services is quite high (>95%)**

Répartition des redevances sur le Xe Programme 2013-2018

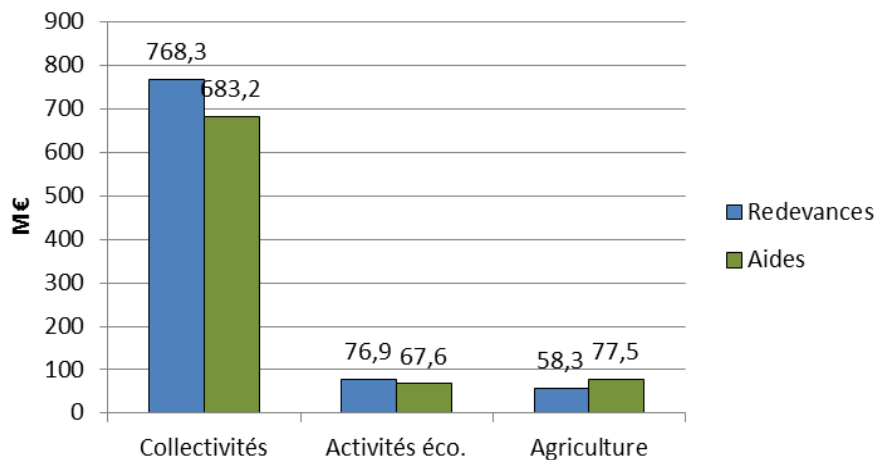
Montant global attendu : 903 M€



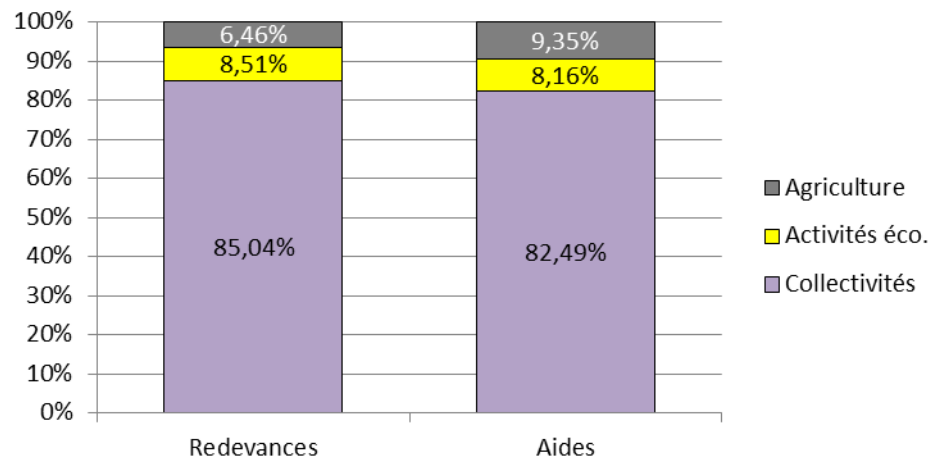
Répartition des redevances et des aides par catégorie d'usagers

En M€	Redevances	Aides	Ratio Aides / redevances
Collectivités	768,274	683,165	0,889
Activités économiques	76,853	67,595	0,880
Agriculture	58,328	77,452	1,328
TOTAL	903,455	828,212	

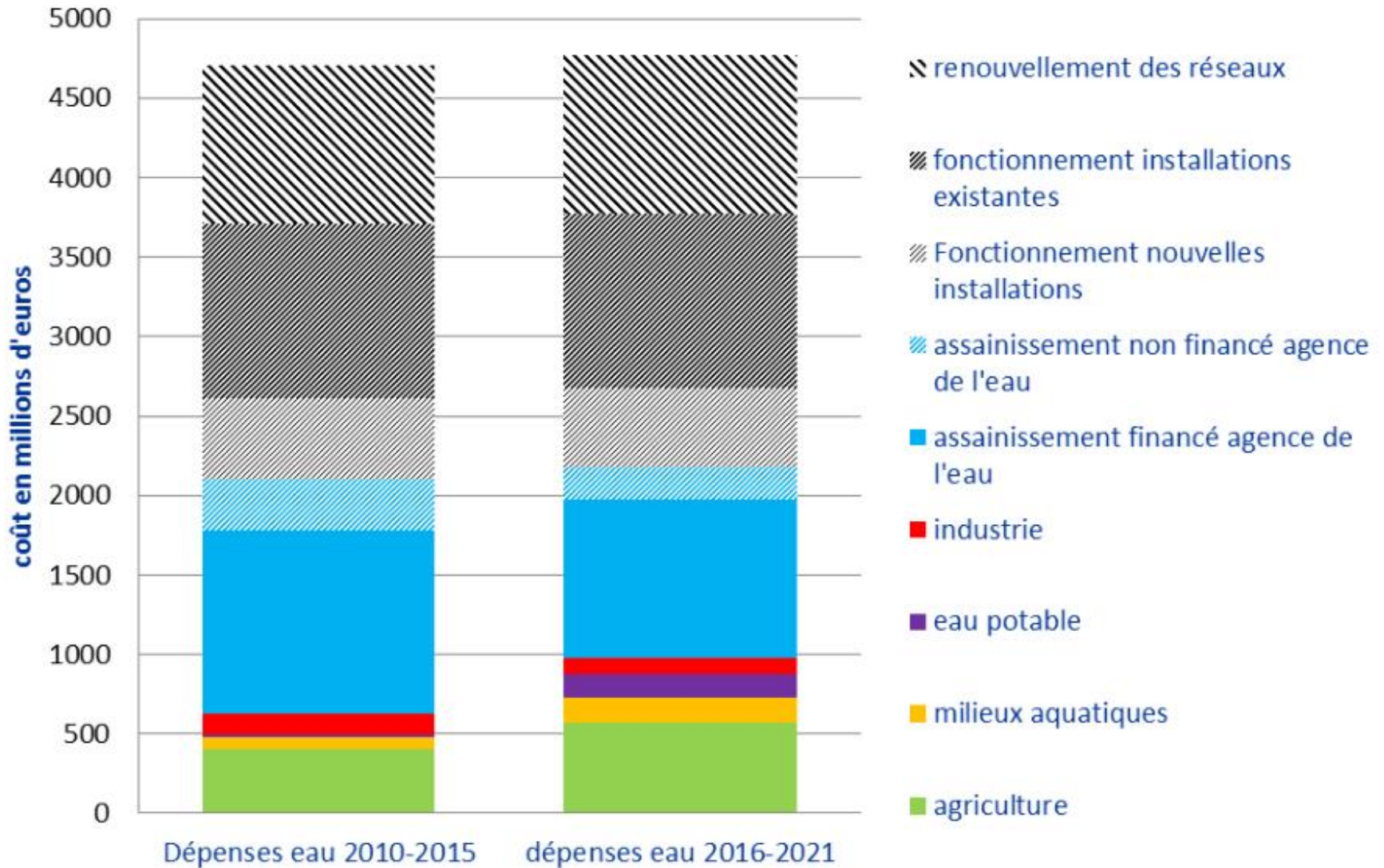
Montants des redevances et aides au cours du Xe PI 2013-2018



Répartition des redevances et aides au cours du Xe PI 2013-2018



Cost for achieving the good ecological status : 4,8 billions euros



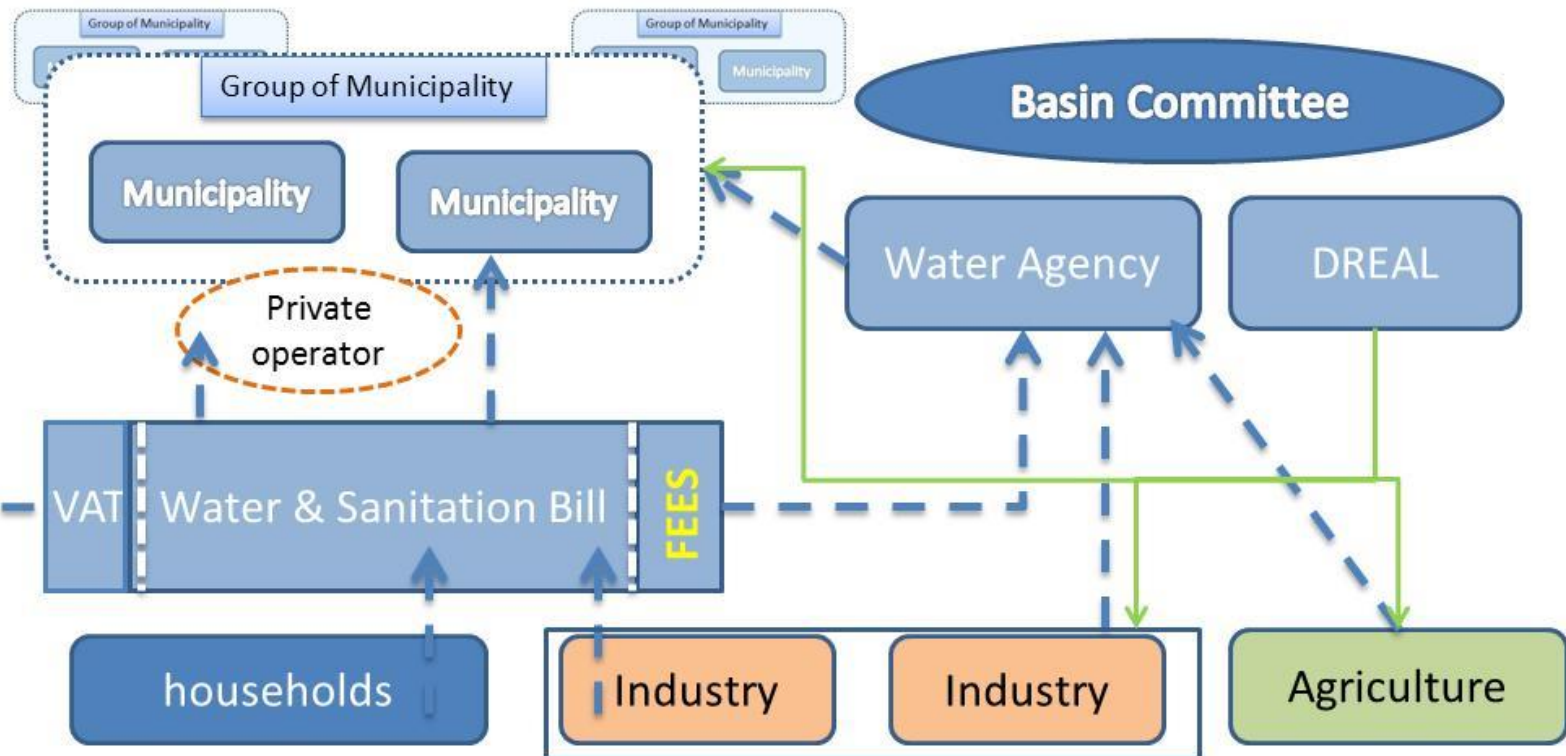
Water financing Scheme in France

Sate Level



- Financial transfer
- Permits delivering & control

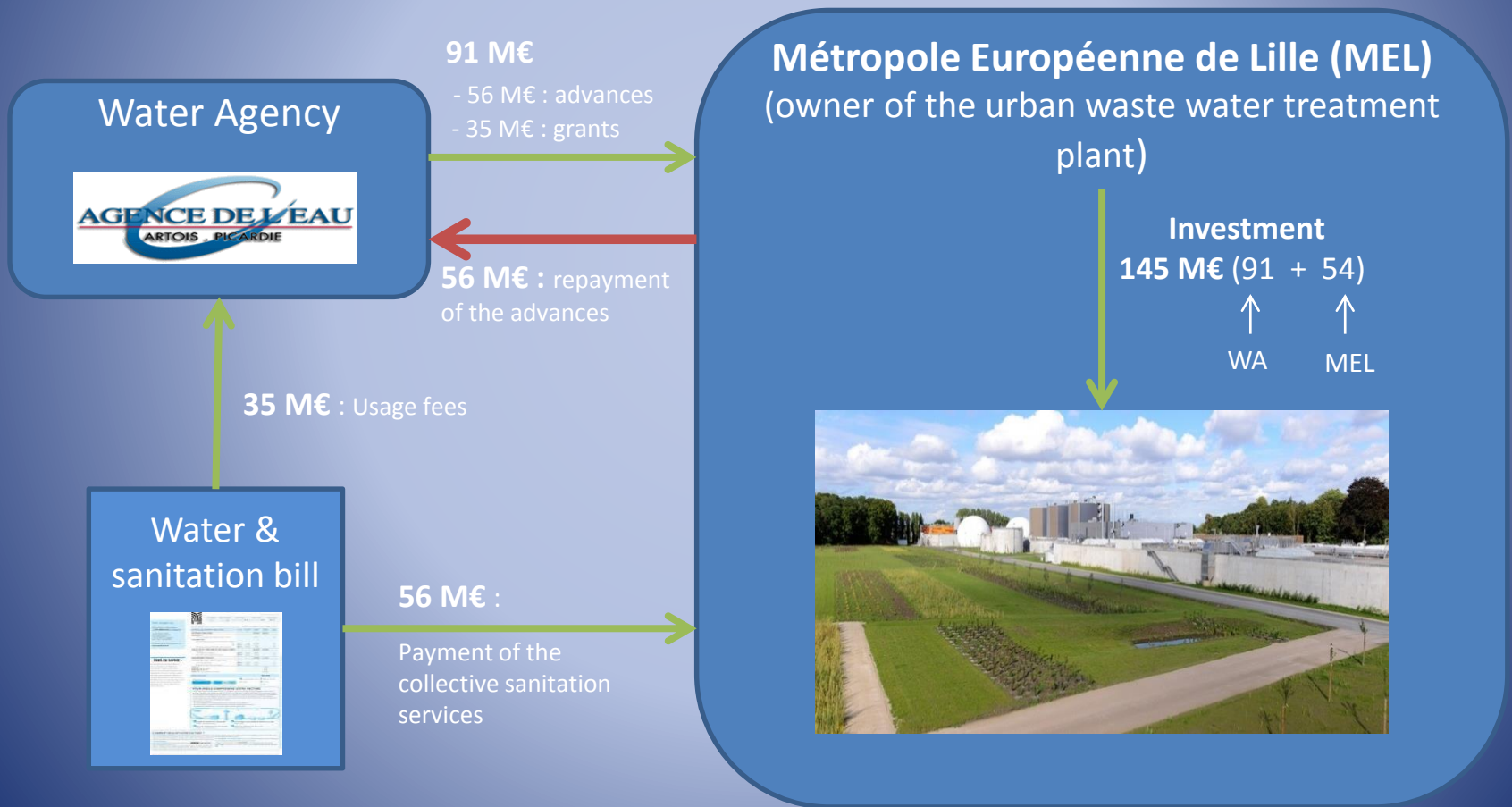
Basin Level



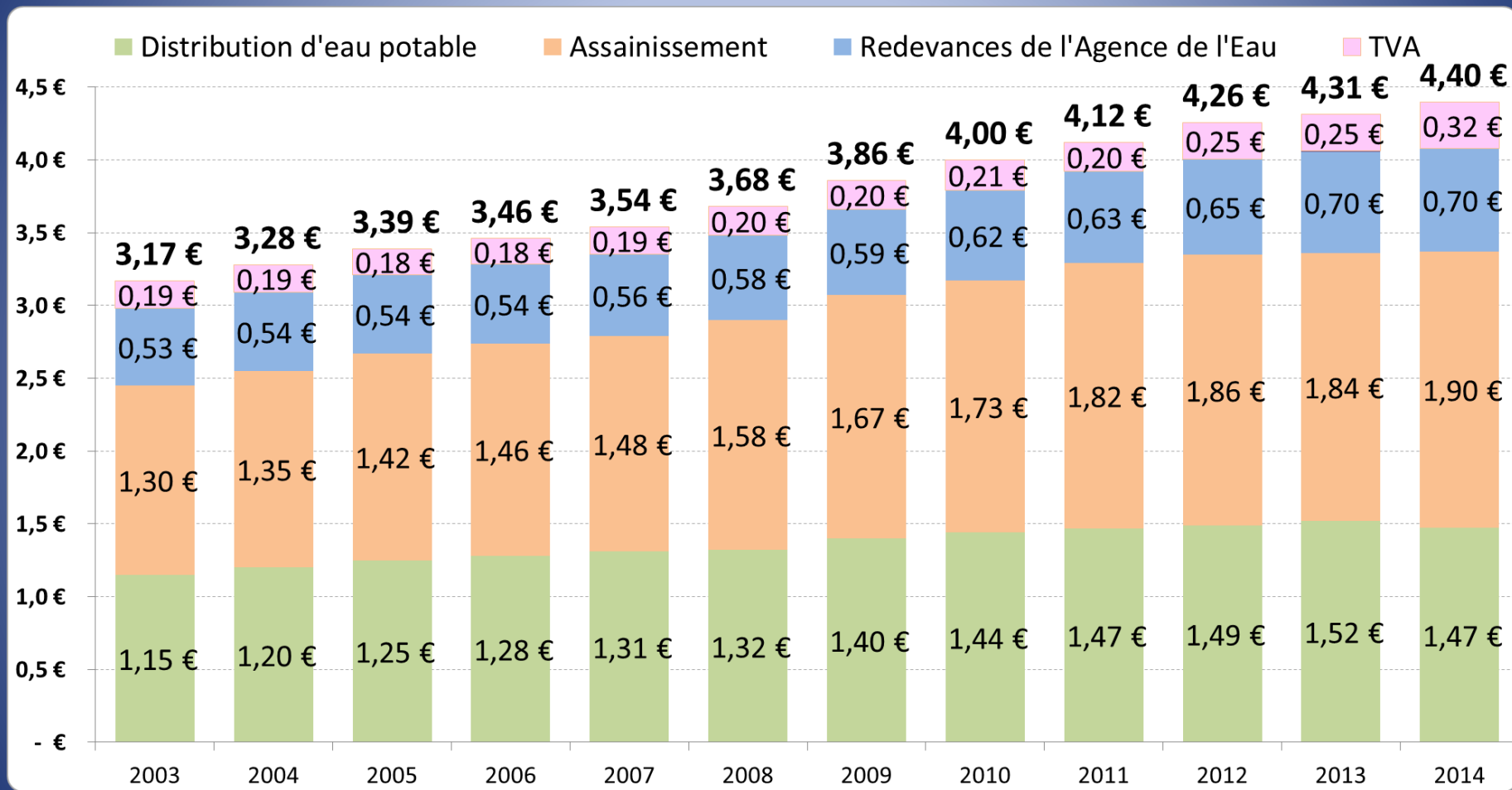
The financing Scheme

illustration Urban Waste Water Treatment Plant

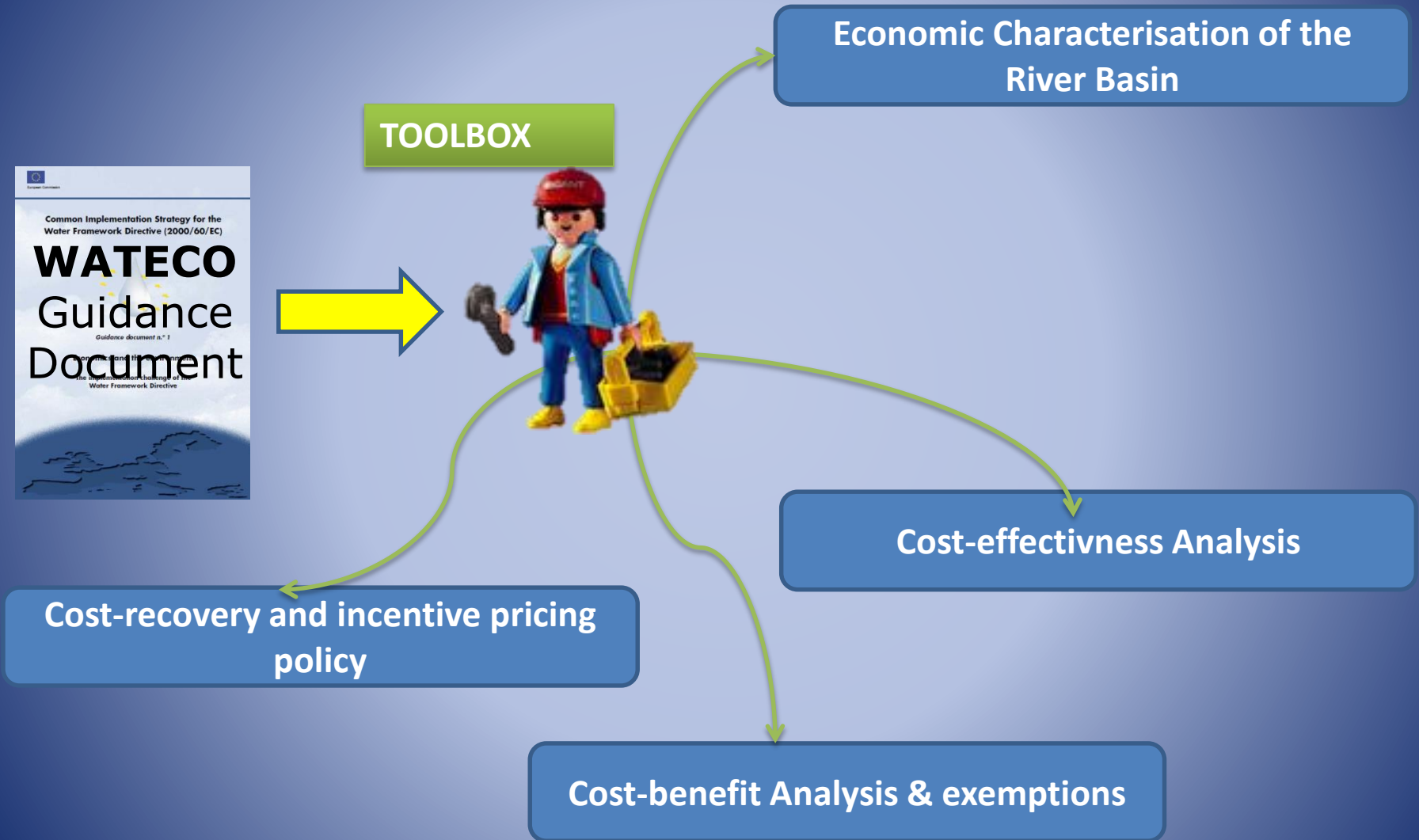
An exemple : Lille – Marquette : 145 M€



Evolution of Water price (water supply + sanitation + fees) in Artois-Picardie River Basin



Role of Economic Analysis



Artois-Picardie River Basin – Good Ecological Status Scenario



-800 M€ /an

Tourisme littoral

FERME

FERME

Pêche

-15M€ /an

-10 M€ /an

Parcine cours d'eau

-90M€ /an

Bouteilles

-320M€ /an

Patrimoine littoral

Traitement

-30M€ /an



AGENCE DE L'EAU

Artois-Picardie

Avantages économiques du bon état écologique sur le bassin Artois-Picardie.

EcoWhat.
Économie et politiques publiques



Artois-Picardie River Basin – Scenario « no action for water »



Conclusions and open issues

- Cost of the Programme of measures.....and benefits
- Share the costs.....share the results



Merci - Thanks!

m.agbekodo@eau-artois-picardie.fr