

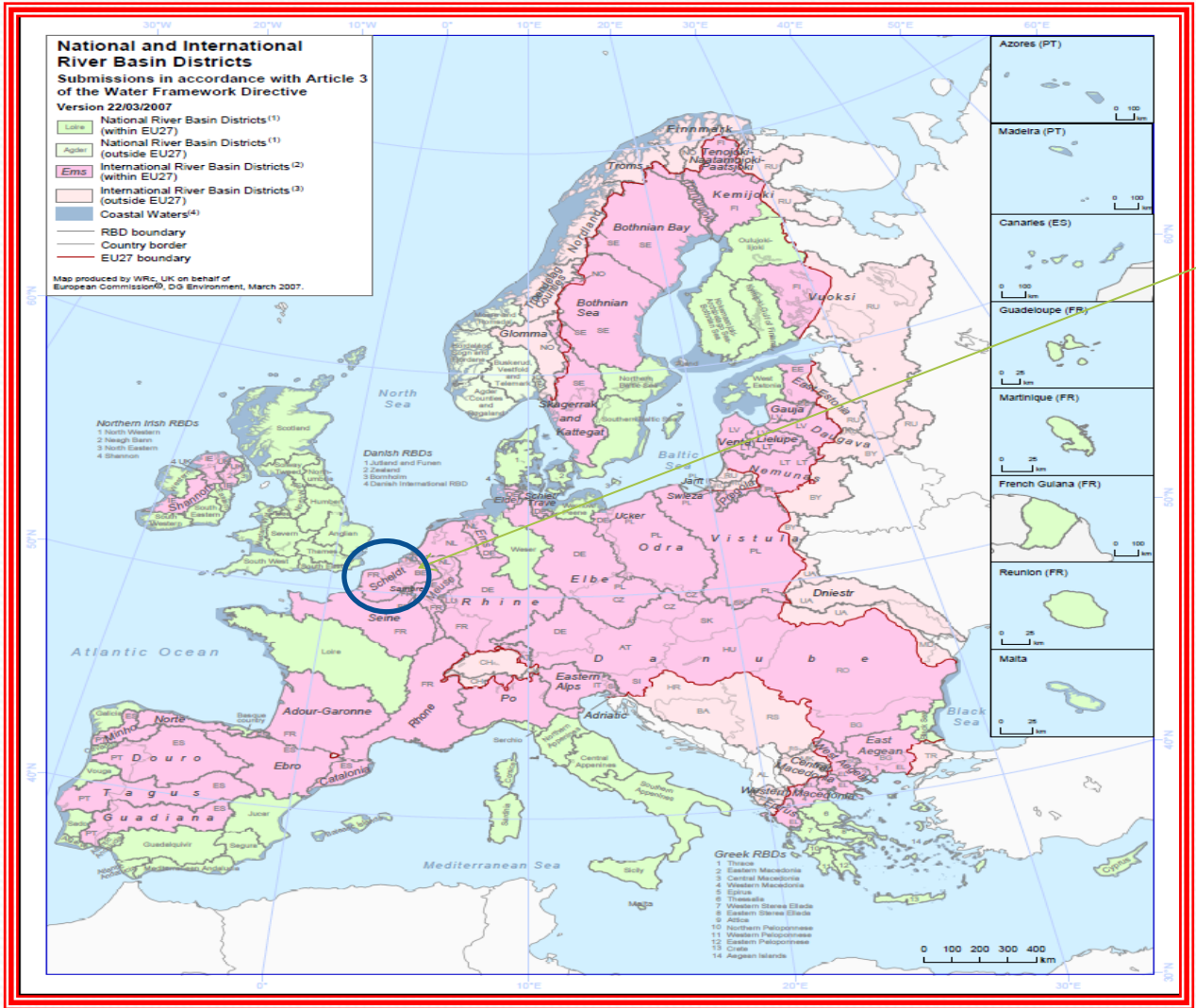
# The catalogue of measures of the Scheldt



**EURORIOB Megève, 22 septembre 2010**

**Atelier 2 : les programmes de mesures 2010-2015**





Scheldt District





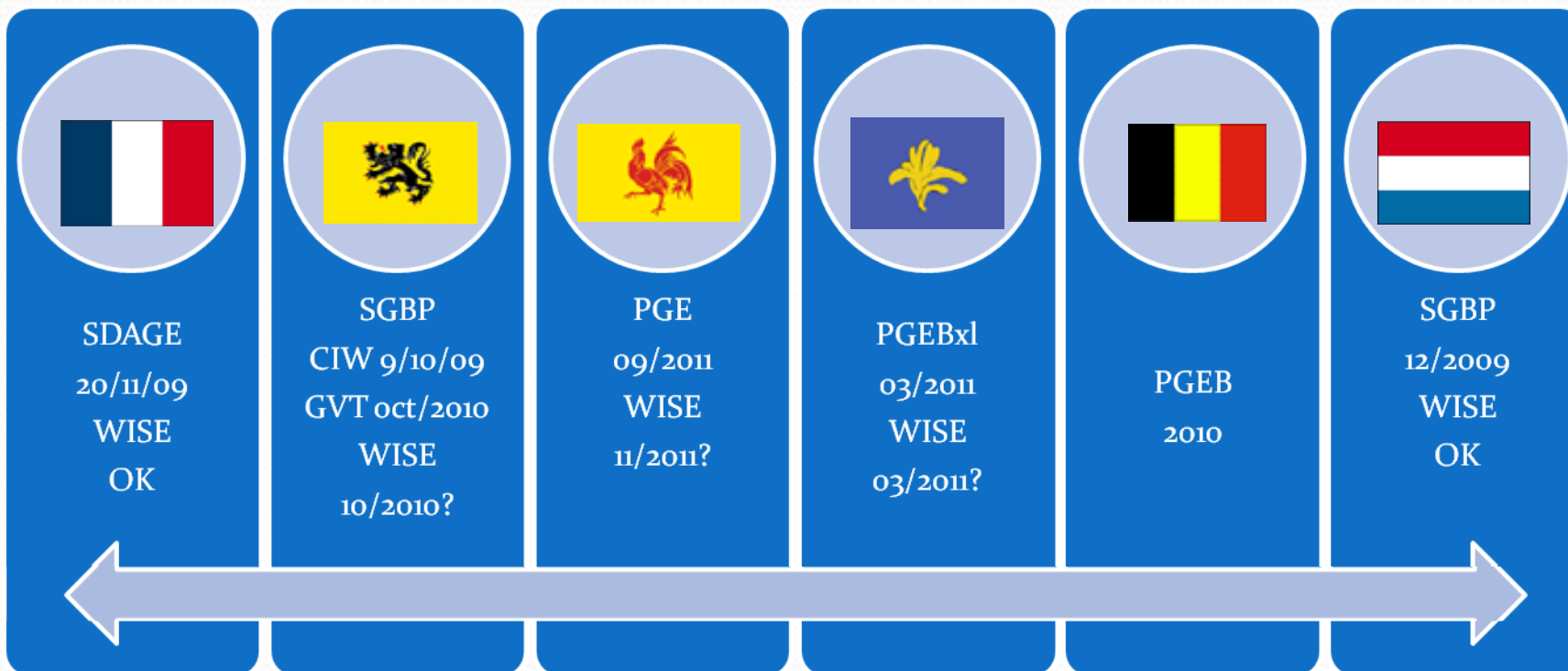
scout : Autorités compétentes  
 Schelde : Bevoegde Autoriteiten



rés Partie faitière de l'état des lieux du DHI Escaut  
 behouden Overkoepelend deel analyse van het ISGD Schelde  
 ate reference system : ETRS89-LCC

# State of the management plans

PFPG adopted 5/11/2009







## ScaldWIN, a project for better water quality



# The work packages

WP1 The improvement of the surface water bodies' ecological status by developing the rivers' ecosystem and increasing biodiversity

WP2 The improvement of the surface water bodies' ecological status through sediment management

WP3 Sustainable management of the ground water bodies' water resources

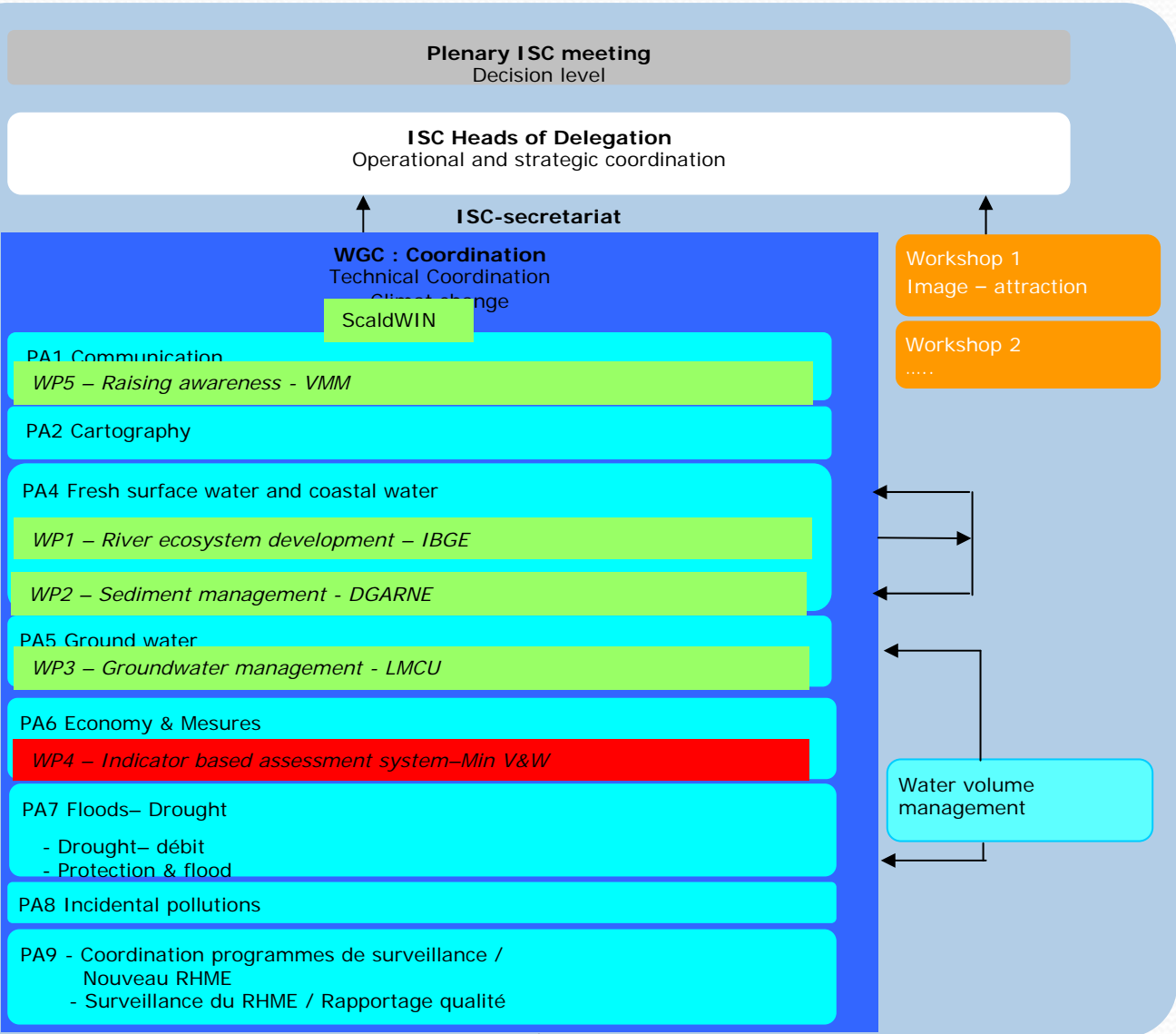
**WP4 The evaluation of the implementation of the WFD's programmes of measures**

WP5 Stimulate knowledge and awareness of integrated water management's cross-border aspects



# ORGANOGRAM ISC

- France
- Walloon Region
- Brussels Capital Region
- Flemisch Region
- Federal State of Belgium
- Netherlands



ScaldWIN

Observer, experts, etc.



# Follow-up of the program of measures and economic analysis

- economic analysis
- catalogue of measures
- follow up of measures





## Conclusions economic analysis (1/2)

- Similarities between Parties on cost-effectiveness analysis,
- important role of expert judgment
- Response from the environment & accumulated effects of programs of measures at district level difficult to contain



## Conclusion economic analysis (2/2)

- Uncertainties regarding: (i) effectiveness of measures, especially concerning river restoration & agro-environmental measures
- To develop the international catalogue of measures



# Catalogue of measures (1/5)

- ***What is it?***
  - Database of the Parties' measures
  - Subdivided in sectors, type of measure, compartment and group of substances
  - Economic data ( costs, effects)



# Catalogue of measures (2/5)

- ***What is it used for?***
  - Synoptic, uniform representation of measures
  - Dynamic database, in which you can correct, add or change parameters
  - Support for mutual comparisons and/or the Parties' approaches of measures





# Catalogue of measures (3/5)

- ***Progress 2009***
  - Evolution from “basket of potential measures” to catalogue of grouped measures
  - All Parties have provided all of their measures in different forms
  - Not all Parties have approved all their measures on a political level
  - At the moment, Parties have little information on the effects of measures



# Catalogue of measures (4/5)

- Classification criteria for measures**

sector	subject matter	compartment	substance
agriculture	diffuse sources	surface water	nutrients
industry	point sources	groundwater	hazardous substances
households	accidental pollutions	sediments	heavy metals
citizen /population	salinisation	wetlands	PAH
transport	nature & habitat	not defined	pesticides
tourism & recreation	drinking water supply		other organic substances
water services	sustainable consumption		salts, salinity
trade & services	bathing water		various substances
authorities	erosion		not defined
other or various	quantity		not applicable
not defined	flood		
	instruments		
	not defined		





# Catalogue of measures (5/5)

- ***Evolution 2010... (presently being discussed!)***
  - Evaluation of present contents and future use
  - Update
  - Purpose
    - ≠ repertoire of all of the Parties' measures and actions
    - ≠ reporting of progress of implementation of measures by the Parties
    - → repertoire of groups of measures & measures having cross-border effects/importance
  - → sets of concrete measures with enough data to make an economic analysis



# Follow up of measures

- Indicators (economic)
- + Interreg project ScaldWIN
- Preliminary study





**THANK YOU FOR YOUR ATTENTION**

**[WWW.ISC-CIE.ORG](http://WWW.ISC-CIE.ORG)**

**Arnould LEFEBURE**